

Human Rights and the World of Diversity


Ulla Bohman – Swedish Agency for Accessible Media


Co-funded by the
Erasmus+ Programme
of the European Union





**All human beings are born free
and equal in dignity and rights**






We all have the same rights!



Co-funded by the
Erasmus+ Programme
of the European Union



Puzzle Project



Co-funded by the
Erasmus+ Programme
of the European Union






Activity 1


Training






Outputs

Training materials


 Erasmus+
PUZZLE: Developing easy to read formats for people with intellectual disabilities



Easy-to-Read

Material about how to write easy-to-read information
Written by Ulla Bohman – MTM, Sweden
(member of the PUZZLE Consortium)

2015-1-EL01-KA204-014123
Erasmus+ KA2 – Cooperation for Innovation and the Exchange of Good Practices
Co-funded by the Erasmus+ Programme of the European Union



To run a Workshop in Easy-to-Read
Guide for trainers

How to organize and run a workshop for staff and other professionals on the concept of easy-to-understand. The workshop gives the basic participants to produce information for people with intellectual disabilities based on the material Easy-to-Read and the leaflet "Making it easy to understand", which are to be found on the website puzzle-project.eu

Three sections: Before, During and After.

On the preparation you need to do before running a workshop.


A step-by-step outline for a workshop about easy-to-read.

For the follow up and the next steps.

Produced within the Erasmus-project Puzzle in the spring of 2017. If you have any questions regarding this material, don't hesitate to contact me.

mtm.se
for Accessible Media

Co-funded by the Erasmus+ Programme of the European Union



Supplement
Easy-to-Read
How to write easy-to-read information

Introduction

When the Puzzle-project was initiated, the starting point was guidelines for producing easy-to-read text. There are persons with intellectual disabilities (ID) who are literate and can read. But, in order to understand they need a well-structured text in an easy-to-read language.

For the large number of persons with ID who cannot read, the project wanted to broaden the interpretation of "reading" to include communication with ears and fingers as well as with eyes. "To read" includes printed text, as well as sounds, pictures and videos. The concept of easy-to-read can be applied to all these different forms of communication and should be applied if you want to make the information easy-to-understand.

Easy-to-Read becomes Easy-to-Understand

Information must be easy to find, to read and to understand, no matter the media, the format or the user's abilities. If it isn't easy to understand, it isn't accessible.

You have to know your reader and his/her communication needs. Even very simple text is often too difficult to understand for persons with more complex communication needs. The combination of images with text can significantly improve the accessibility of text for this audience. And, where individuals do not have reading ability, alternative media formats such as sound and video clips can convey information in ways that are Easy-to-Understand.

Content


The principles for writing easy-to-read state the importance of knowing your reader's background knowledge and his/her interest in the subject of the information. This is just as important when you produce a text as when you make a video or a picture-based information. Regardless of media, the information must be relevant for the reader and be based on his/her reality. A text, as well as a video, must be well-structured and easy to follow.

Tools to assist with Multimedia Advocacy work

- a. How to take photos with different devices [DOWNLOAD](#)
- b. Working with pictures tools and links [DOWNLOAD](#)
- c. How to take videos with different devices [DOWNLOAD](#)
- d. Working with video good practice guide [DOWNLOAD](#)
- e. Working with sound – record sound with different devices [DOWNLOAD](#)
- f. Working with sound good practice guide [DOWNLOAD](#)
- g. Guide to the Path Tool for Person Centre Planning [DOWNLOAD](#)

Project Puzzle YouTube Channel links to Videos Lectures






Activity 2

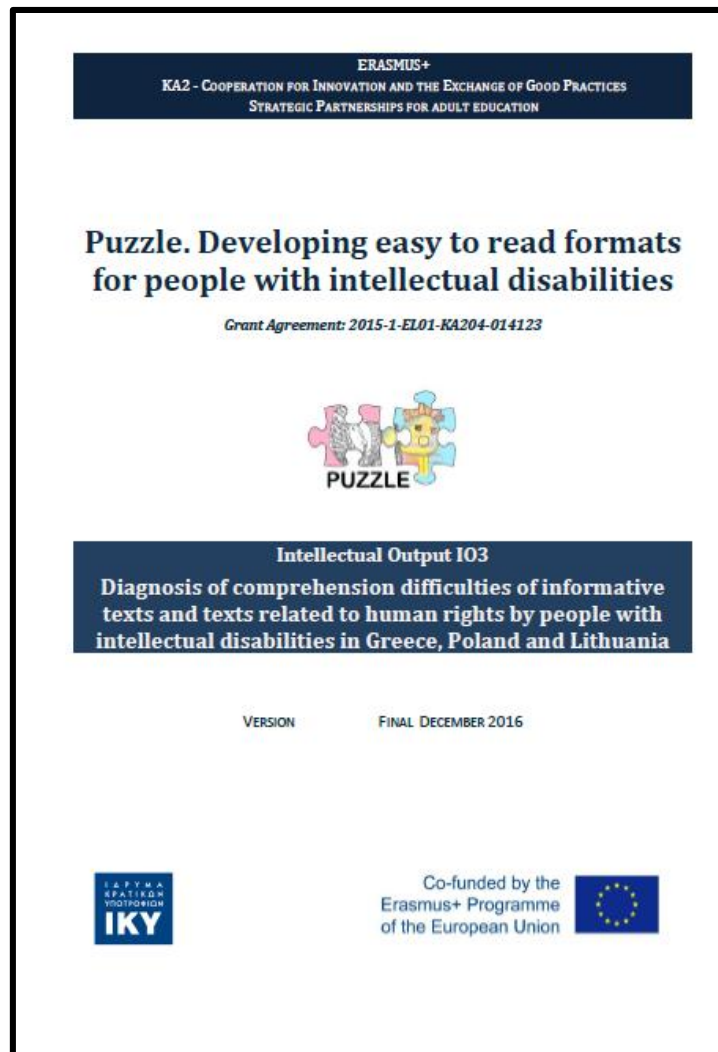
Research






Outputs

A research report



Co-funded by the
Erasmus+ Programme
of the European Union





Research - What we found:

- **Difficult to understand**






What we found:

- **No access to information**






What we found:

- Depend on others






Activity 3


Production of Website and App

<http://www.puzzle-project.eu>



led by the
Erasmus+ programme
in Union






Participate



Make decisions








Easy to Read



→ Easy to Understand





Activity 4

Production of E2U materials

 Funded by the Erasmus+ Programme of the European Union

 JAUNUOLIU DIENOS CENTRAS

 PUZZLE



How to control my own money

The Hill of Crosses

Accessing our culture

This website is using cookies

We use cookies to ensure that we give you the best experience on our website. If you continue without changing your settings, we'll assume that you are happy to receive all cookies on this website.

MY RIGHTS



Outputs

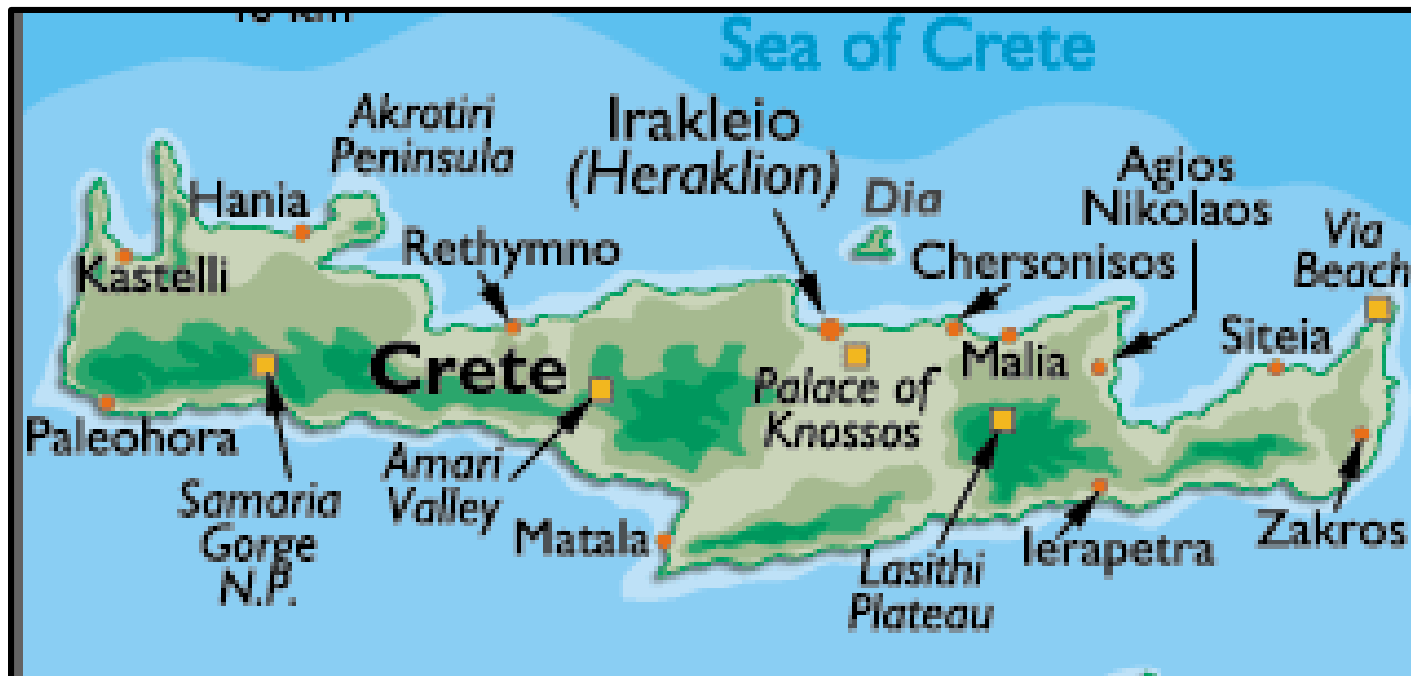
Easy to understand information about Human Rights

The screenshot shows the 'Human Right Resources' page on the Project Puzzle website. The navigation bar includes 'Home', 'The Project', 'Material & Tools' (which is underlined), 'News', 'Resources', and 'The Symposium'. Below the navigation bar are flags for the UK, Germany, and France, and social media icons for YouTube and Facebook. A search icon is also present. The breadcrumb trail reads 'Home / Material & Tools / Human Right Resources'. The main heading is 'HUMAN RIGHT RESOURCES'. The text on the page explains that it is not easy for people with ID to understand human rights and that easy-to-read information is important. It describes the 'Easy to Understand' approach as a new inclusive and participatory model. It also mentions that informative documents (advisory content, session plans, self-learning materials, etc.) on human rights have been developed by the Puzzle Consortium. A blue button at the bottom of the page reads 'Questions and Answers about Project Puzzle's Informative Documents'. On the right side, there is a sidebar with three buttons: 'How to write EtR text', 'Digital ICT & Multimedia', and 'Human rights'.



Activity 5

Symposium




Co-funded by the
Erasmus+ Programme
of the European Union





Sharing



Co-funded by the
Erasmus+ Programme
of the European Union





Deminars!!

Co-funded by the
Erasmus+ Programme
of the European Union

